

 **HYPERLITE**

 **Accurate**
L I N E S



 **HYPERLITE** **2009**

HYPERLITE WAKEBOARDS
17622 N.E. 67TH CT.
REDMOND WA, 98052

800.938.4040
425.885.3505

Hyperlite reserves the right to change specifications without notification.

THIS IS NOT A MAIL ORDER CATALOG.
To find your local dealer or distributor, please use locator at:
WWW.HYPERLITE.COM
WWW.ACCURATELINES.COM

Photographers: Joey Medock, Josh Letchworth, Arron Katen, John Yan, Riley Bangerter

HYPERLITE UEGION TEAM

Kyle Alberts, Chris Williams, Trevor Marquete, Joe Phillips, Matt Hayden, Kyle Barmoy, Jesson Vedel, Steven Williams, Rusty Scott, Joe Lembredge, Duston Swafford, Mitch Bergsma, Adam Wensink, Danny Burnstien, Clayton Underwood, Gus Schuler, Gunner Schuler, Braxton Tomlinson, Andrew Wallace, Alex Scagliotti, Chris Dykmans, Brady Sammons, James Hindes, Brodie Chaboya, Dan Bright, Marc Shuster, Austin Hair, Danny Thollander, John Jeffries, Matt Sims, Rob Corum

WORLD TEAM

Nick Davies, Mike Ketellapper, Denise DeHaan, Johnson Hui, Andrew Cheung, Ivan Lee

Hyperlite Girls

Meaghan Major, Tara Hamilton, Heather Johnson, Evelyn Zerr, Jenacee Jackson, Brittney Arruda, Gretchen Vedel, Jackie Lammert, Denise DeHaan

WAKEBOARD TECH

FEATURES ICON GUIDE



GND

Product designed by one of wakeboarding's true innovators Greg Nelson



SHAPED BY BUTCH

Designed by the pioneer of the 3 stage rocker... Scott Bouchard.



SHAPED BY AARON

Shapes designed and built by an industry standard, Aaron Stumpf.



NOVA CORE

Named after an exploding star, Nova core gets its title through its release of energy off the wake. This core material is the lightest, most advanced polymer on the market. It is fully machined to a perfect tolerance, and then laid up for a ride like no other.



BIO2 CORE

Our secret little recipe we have been perfecting since day one. This core material is the gold standard in the industry and used throughout our line.



E CORE

Innovation through energy. A 100% wood core brings the life of your favorite snowboard and a new dimension of wake to wake feel and control on rails.



GAMMA GLASS

This is our most advanced glass system to date. Kept frozen until the time of lay up, Gamma glass is fully impregnated with a resin system which activates after the mold is closed. This allows for the perfect ratio of resin to glass.



CARBON GRAPHITE

Aerospace grade carbon graphite builds unmatched strength and energy into every board it's put into.



PHALANX CONSTRUCTION

Named after one of the most impenetrable military formations in history, Phalanx construction is just that, a new method of building a board which joins the top laminates to the bottom creating the strongest construction possible.



ABS SIDEWALL

You have one of those rides where nothing is going your way. Just feel like smashing your board? If you have to take it out on something... Hope you have ABS.



MONOCOQUE CONSTRUCTION

Integrating the top glass and the bottom glass into one. Generating a more durable board on side impacts thus preventing the old side delamination.



LAYERED GLASS

Non-woven glass available in 4 sizes depending on the board. Over time, woven glass fibers will separate. Every Hyperlite deck will have the same snap on a double up after 5 seasons as it will on the first one.



SATIN FLEX

Tailored specifically to a ladies needs. A softer glass lay up to create a softer flex and a board built to female riders standards.



LIMITED LIFETIME WARRANTY

There is no need for buyers remorse. We back our boards up.



REAL WOOD INLAY

A little piece of Mother Nature sealed into every board. These inlays are 100% real Burl wood. Lumberjack not included.



METAL FLAKE TOP

Boards shouldn't be the only ones cruising around with a little extra flash.



MADE IN THE USA

The finest hand built boards right from our factory in Redmond Washington

PRO TEAM RIDERS



BRANDON THOMAS



BRIAN GRUBB



CHRIS O'SHEA



ERIK RUCK



JACOB VALDEZ



JD WEBB



JIMMY LARICHE



JOSH PALMA



MIKE SCHWENNE



NICK DAVIES



RUSTY MALINOSKI



SHAUN MURRAY

TABLE OF CONTENTS

- 02 TECH GUIDE
- 03 TABLE OF CONTENTS
- 04 SUB VI
- 05 MAREK
- 06 MURRAY
- 07 B-SIDE
- 08 ERA
- 09 TRIBUTE
- 10 CLASH / ROAM
- 11 PREMIER / FOREFRONT
- 12 STATE / MOTIVE
- 13 SYN
- 14 BLUR / JADE
- 15 EDEN / DIVINE
- 16 STATE JR. / MOTIVE JR.
- 17 BOOTS
- 24 CATALYST / VINYL
- 25 PHRICTION / SCAPE
- 26 SWELL / COEX
- 27 BROADCAST / LANDLOCK
- 28 VESTS
- 32 BAGS
- 33 HELMETS
- 34 SOFTGOODS
- 36 BOARD SIZING CHART
- 37 ACCURATE LINES

The D.I.N.E. line represents the pinnacle of Hyperlite product. Utilizing industry exclusive materials and construction methods, all D.I.N.E products feature components that separate them from anything else on the market. From machined Nova Core to inlayed Carbon Torsion Zones, all of this technology is developed and produced in our factory in Redmond Washington.



142CM BASE 138CM

SUB VI SERIES



142CM 138CM

Built with a combination of some of the most advanced materials on the market, the Sub VI is an industry first! This series features a new lighter, fully machined Nova core for perfect tolerance and response. The Sub VI is then wrapped and sealed with Gama glass and carbon fiber. This system is the perfect ratio of resin to glass and carbon for the lightest possible lay up. Finally to make the Sub VI as strong as it is light we introduced Phalanx construction, a method adopted from the aerospace industry. Phalanx brings the top and bottom laminates together in strategic areas to reinforce the flex and structural integrity of the board. The Sub VI is the first of its kind and poised to revolutionize the sport.

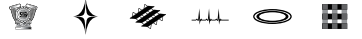
- + New Lighter Nova Core
- + Phalanx Construction
- + New Layered Gamma Glass
- + Abrupt Continuous Rocker
- + Subtle Step Down Rail
- + 6 Degree Angled Fins
- + Monoque Construction
- + Limited Lifetime Warranty
- + Built in the USA



146CM BASE 141CM 136CM

NEW 09

MAREK SERIES



146CM 141CM 136CM

Rusty Malinoski and Hyperlite are proud to present the newest addition to the Hyperlite D.I.N.E. line, the Marek. This series is built to be the fastest, most responsive ride in the Hyperlite lineup. With four 9° angled fins set just inside a two stage channel, the Marek initiates an edge with little effort. The tip-to-tail step-down rail assures solid edge hold all the way through the wake. Combine these features with the abrupt continuous rocker line and you have a board with speed and pop like nothing else on the market. Internally the Marek series is built with a fully machined Nova core, which is the lightest, snappiest core Hyperlite has ever offered. To make sure this series stood up to the punishment Rusty can hand out, it is inlayed with strategically placed carbon torsion zones for maximum durability and responsiveness.

- + Shaped by Aaron Stumpf
- + Fully Machined Nova Core
- + Carbon Torsion Zones
- + Abrupt Continuous Rocker
- + Two Stage Channel
- + 9° Angled Fins
- + Molded Landing Feature
- + Monoque Construction
- + Layered Glass
- + Limited Lifetime Warranty
- + Built in the USA





MURRAY SERIES



145CM 140CM 135CM

Not since Snoop and Dre has a legendary duo turned out a hit this good. The all new Murray series is the product of two industry icons. Shaun worked together with long time rider and designer Greg Nelson to perfect his pro model shape. Taking everything Shaun asked for into account, Greg designed a masterpiece featuring a dual rocker line which carries all the speed of a continuous rocker while on edge and the pop of a 3 stage off the wake. The variable edge design makes for a soft, forgiving center rail which transitions into a sharper cupped rail at the tip and tail. Combined with a canted footbed the Murray makes for a fast responsive ride without sacrificing the pop.

- + Greg Nelson Design
- + Carbon Torsion Zones
- + Dual Rocker Line
- + Exaggerated Landing Zone
- + Canted Footbed
- + Variable Edge Design
- + Monocoque Construction
- + Layered Glass
- + Limited Lifetime Warranty
- + Built in the USA



The finest in athlete inspired product, the Hyperlite Team line features a shape for every riding style. All perfected and endorsed by the best in wakeboarding.



B-SIDE SERIES



141CM 136CM 131CM

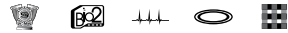
It's tough to rush perfection, and when it comes to JD Webb and his first pro model, perfection is the name of the game. Hyperlite is proud to present the B-Side. Shaped by Butch, with JD looking over his shoulder every step of the way, this board combines all the features JD loves into one. With its blended 3 stage rocker line the B-Side is fast into the wake and built for a ton of pop. Shallow molded in fins placed close to the boards edge generate a responsive ride but also release off the wake so you don't get hung up. Finished off with a laser etched wood inlay and a custom JD badge in the center, the B-Side is the real deal.

- + Shaped By Butch
- + Blended 3-stage Rocker
- + Wider Shallower Molded-in Fins
- + Full Tip to Tail Channels
- + Shaped Center Landing Zone
- + Real Wood Inlays
- + JD Badge
- + Monocoque Construction
- + Biolite Core
- + Layered Glass
- + Limited Lifetime Warranty





ERA SERIES




142CM 137CM

Faster and more explosive pretty well sum up Erik Ruck's new shape. Built off one of the best selling Hyperlite boards to date, Ruck made all the changes to perfect his ride. Starting with the rocker line, the new Era moves to a true 3 stage shape. Combine this with an increase in overall surface area and you have a recipe for massive pop. To ensure this rocker didn't slow his shape down Ruck re-designed the fret rails into a sharper, single profile for a responsive locked in edge. All in all, this is the most explosive shape in the line.

- + Shaped by Aaron
- + Fast Edge Profile
- + Wider Shape
- + 3-stage Rocker
- + Redesigned Fret Rails
- + Concaved Footbed
- + Thinner Overall Profile
- + Monocoque Construction
- + Biolite Core
- + Layered Glass
- + Lifetime Warranty



TRIBUTE SERIES



142CM 137CM 132CM

The Tribute is a shape designed for the true freeride experience. Built off of a 2.55" continuous rocker line it carries awesome speed into the wake and has all the pop you need. Combined with a variable edge design which rolls from soft between your feet to a sharp cupped rail at the tip and tail, this board is as quick and responsive as they come. A new feature that strays from traditional Hyperlite shapes however is the Tribute's shorter curved molded in fins. Ending almost two inches from the tip and tail of the board, it's just enough fin to know its there and working but nothing to delay release off the wake. All in all the Tribute is a great addition to the line, and definitely a shape and a ride Hyperlite has never offered before.

- + Greg Nelson Design
- + Continuous Rocker
- + Variable Edge Design
- + Small Molded-in Fin
- + Top Contours for Maximum Weight Reduction
- + Biolite Core
- + Monocoque Construction
- + Layered Glass
- + Limited Lifetime Warranty





NEW 09 142CM BASE 138CM

CLASH SERIES

142CM 138CM

The Clash is a hard-edging, continuous carver. It features a mellow initial turn that sets harder in the water once on rail. The Clash is designed with an abrupt, continuous rocker line that makes the board smooth and predictable, but gives that extra pop an aggressive rider looks for. This year's Clash series also utilizes an Enduro base and four .8" Poly A-wing fins for maximum durability on and off the cable.

- + 6° Angled Fins
- + Abrupt Continuous Rocker
- + Outer Guide Molded-in Fins
- + Subtle Step-Down Rail
- + Biollite Core
- + Monocoque Construction
- + Layered Glass
- + Enduro Base
- + Limited Lifetime Warranty



NEW 09 145CM BASE 140CM

ROAM SERIES

145CM 140CM

The original "flex board" just got better. The all new Roam is completely redesigned for 2009, featuring a new outside radius profile for increased speed and responsiveness on edge. Combine this with the Roam's new Enduro base and you're ready for hours of jibbing at the local cable.

- + E Core Construction
- + ABS Sidewall
- + Outside Radius Profile
- + Enduro Base
- + Layered Glass



Legion line shapes are designed to be the building blocks of the wakeboarding progression. From beginner to advanced and everything in between, the Legion line has a shape to complement your riding.



NEW 09 144CM BASE 139CM 134CM 129CM

FOREFRONT SERIES

144CM 139CM 134CM 129CM

The Forefront series takes the next step in toe-side engineering, enabling riders to advance their skills much quicker than before. Its top deck includes the first ever toe side footbed riser. This feature quickens response time when initiating a toe side carve while requiring less pressure for a strong edge hold into the wake. The base of the Forefront features toe side channel extensions further enhancing edging and control. This new series also features four removable fins; two .8" fins on your heel side and two 1.3" fins on your toe side. This fin combination adds even stronger toe side edge control, but can be changed out with the included extra set of .8" fins once you have mastered the toe side edge. The Forefront series also includes a variable edge design, transitioning from a softer edge in the mid section to a sharp and eventually turned down rail at the tip and tail. Finally, the subtle 3-stage rocker allows for smooth carving and large pop without causing unwanted drag. Never before has a board been equipped like the Forefront to truly grow with you as your riding skills progress.



141CM BASE 136CM 131CM

PREMIER SERIES

141CM 136CM 131CM

The Premier is a freestyle shape that releases easily off the wake while not sacrificing any of the pop in a 3 stage rocker line. Freshly re-cut, the Premier features a 17% thinner overall profile for maximum weight reduction and better flex.

- + 17% Thinner Overall Profile
- + Concave Top Deck
- + Cupped Rails
- + Shorter Molded-in Fins
- + Monocoque Construction
- + Layered Glass
- + Limited Lifetime Warranty

- + Greg Nelson Design
- + Molded in toe side footbed risers
- + Counterbalancing top contours
- + Toe side channel extensions
- + Molded in anti-slip fin
- + Removable 1.3" Disorder toe side fins
- + Removable .8" Poly A-Wing heel side fins
- + Variable edge design
- + Subtle 3-stage rocker
- + Monocoque Construction
- + Layered Glass
- + Limited Lifetime Warranty



STATE SERIES

145CM 140CM 135CM 130CM

The State series is a shape that you don't have to learn how to ride, it will perform comfortably for all athletes and styles. The State is shaped differently from edge to edge helping a rider compensate for the awkwardness of launching or landing on a toe-side edge. Our subtle 3-stage rocker provides great pop off the wake while remaining a smooth carver. The State is a great board for riders getting into the sport or those who are looking for advancement in their skills.

- + Toe Side/ Heel Side Specific Edges
- + Deeper Molded-in Toe Side Fin
- + Outer Molded-in Stabilizers
- + Subtle 3-Stage Rocker
- + Monocoque Construction
- + Layered Glass
- + Limited Lifetime Warranty



MOTIVE SERIES

140CM 134CM

The Motive is a board preferred by beginner/intermediate riders who like the flowing feel of the original freeride series. The Motive provides a mellower turn with smoother lift off the wake.

- + Molded-in Fins
- + Continuous Rocker
- + V Bottom Tunnel
- + Layered Glass
- + Limited Lifetime Warranty



Vargas products are tailored exactly to the requirements of Women riders. Softer lay-ups and ladies specific features make these shapes the perfect fit for any ability.



SYN SERIES

137CM 132CM

The Syn is an all new women's pro model shape that carries awesome speed into the wake and has all the pop you need. With a variable edge design which rolls from soft between your feet to a sharp cupped rail at the tip and tail, this board is as quick and responsive as they come. A new feature that strays from traditional Hyperlite shapes however is the Syn's shorter curved molded-in fins. Ending almost two inches from the tip and tail of the board, its just enough fin to know its there and working but nothing to delay release off the wake.

- + Greg Nelson Design
- + Continuous Rocker
- + Variable Edge Design
- + Small Molded-in Fin
- + Curved Flow Channels
- + Small Soft Landing Feature
- + Top Contours for Maximum Weight Reduction
- + Layered Glass
- + Satin Flex
- + Limited Lifetime Warranty





BLUR SERIES

136CM 131CM

The Blur is a freestyle shape that releases easily off the wake while not sacrificing any of the pop in a 3 stage rocker line. Freshly re-cut, the Blur features a 17% thinner overall profile for maximum weight reduction and better flex.

- + 17% Thinner Overall Profile
- + Concave Top Deck
- + Cupped Rails
- + Shorter Molded-in Fins
- + Layered Glass
- + Satin Flex
- + Limited Lifetime Warranty



JADE SERIES

134CM 129CM

The Jade series takes the next step in toe-side engineering, enabling riders to advance their skills much quicker than before. Its top deck includes the first ever toe side footbed riser. This feature quickens response time when initiating a toe side carve while requiring less pressure for a strong edge hold into the wake. The base of the Jade features toe side channel extensions further enhancing edging and control. This new series also features four removable fins; two .8" fins on your heel side and two 1.3" fins on your toe side. This fin combination adds even stronger toe-side edge control, but can be changed out with the included extra set of .8" fins once you have mastered the toe-side edge. The Jade series also includes a variable edge design, transitioning from a softer edge in the mid section to a sharp and eventually turned down rail at the tip and tail. Finally, the subtle 3-stage rocker allows for smooth carving and large pop without causing unwanted drag. Never before has a board been equipped like the Jade to truly grow with you as your riding skills progress.

- + Greg Nelson Design
- + Molded in toe side footbed risers
- + Counterbalancing top contours
- + Toe side channel extensions
- + Molded in anti-slip fin
- + Removable 1.3" Disorder toe side fins
- + Removable .8" Poly A-Wing heel side fins
- + Variable edge design
- + Subtle 3-stage rocker
- + Monocoque Construction
- + Layered Glass
- + Satin Flex
- + Limited Lifetime Warranty



EDEN SERIES

135CM 130CM 125CM

The Eden series is a shape that you don't have to learn how to ride, it will perform comfortably for all athletes and styles. The Eden is shaped differently from edge to edge helping a rider compensate for the awkwardness of launching or landing on a toeside edge. Our subtle 3-stage rocker provides a great pop off the wake while remaining a smooth carver. The Eden is a great board for riders getting into the sport or those who are looking for advancement in their skills.

- + Toe Side/ Heel Side Specific Edges
- + Deeper Molded-in Toe Side Fin
- + Molded-in Stabilizers
- + 3-Stage Rocker
- + Monocoque Construction
- + Satin Flex
- + Layered Glass
- + Limited Lifetime Warranty



DIVINE SERIES

134CM 128CM

With a mellow, continuous rocker and soft molded-in fins, the Divine series is designed for smooth grace in the air. These features, combined with a softer ladies-specific flex, make it the perfect board for first-time and intermediate riders.

- + Molded-in Fins
- + Continuous Rocker
- + V Bottom Tunnel
- + Satin Flex
- + Monocoque Construction
- + Layered Glass
- + Limited Lifetime Warranty

The most advanced kids line in the industry. These shapes are designed specially for your Jr. ripper!



STATE JR



125CM

The State series is a shape that you don't have to learn how to ride, it will perform comfortably for all athletes and styles. The State is shaped differently from edge to edge helping a rider compensate for the awkwardness of launching or landing on a toeside edge. Our subtle 3-stage rocker provides a great pop off the wake while remaining a smooth carver. The State is a great board for riders getting into the sport or those who are looking for advancement in their skills.

- + Toe Side / Heel Side Specific Edges
- + Deeper Molded-in Toe side Fin
- + Shallower Molded-in Heel side Fin
- + Outer Molded-in Stabilizers
- + Subtle 3-Stage Rocker
- + Monoque Construction
- + Layered Glass
- + Limited Lifetime Warranty

MOTIVE JR SERIES



119CM 109CM

A board preferred by beginner/intermediate riders who like the flowing feel of the original freeride series. The Motive provides a mellower turn with smoother lift off the wake. This series is perfect for kids first time behind the boat!

- + Molded-in Fins
- + Continuous Rocker
- + V Bottom Tunnel
- + Monoque Construction
- + Layered Glass
- + Limited Lifetime Warranty

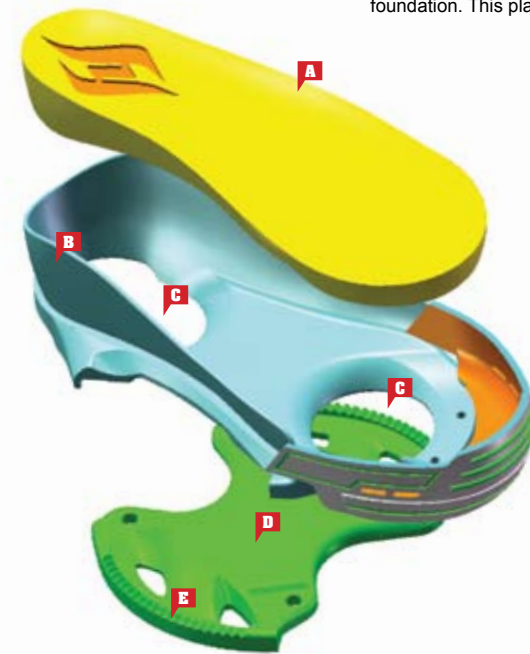


FOCUSED ON YOUR FEET

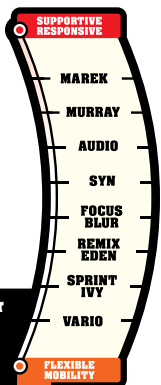
Because no two feet are created equal, Hyperlite is proud to introduce our 2009 boot line. While others out there believe that a similar fit from model to model is O.K., we at Hyperlite take a different approach. Each boot offers a different fit, all designed for different feet. From our entry level to our most high-end pro model, all of our boots have distinctive features and riding styles they are built for. Get your feet into a pair and find out which was built specifically for you!

LOW PRO PLATE SYSTEM

Our all new "Low Pro Plate System" reduces our boots internal height by over 1". This creates the ultimate in board control and support. This new system actually allows the footbed to make contact with the deck of the board in the heel and forefoot for a true rider to board connection. To prevent plate twist and heel or toe lift, the footplate is connected under the arch creating a strong rigid foundation. This plate is truly the evolution of wakeboard footwear.



- A** Dual Density Pro Footbed for a comfortable ride and maximum impact protection.
- B** Integrated Heel Brace allows for maximum support and responsiveness.
- C** Drop Through Footbed for the closest foot to board connection.
- D** Removable Claw Ring, designed to be the strongest possible construction for maximum durability and minimal heel / toe lift.
- E** "The Claw" the standard in boot retention. Quicker and easier adjustability, plus maximum angle control for a closer heel or toe side placement.



All of our boots are designed for a specific feel. Take a look and see which best fits your style!



NEW
09

MURRAY BOOT

SIZES: 6-7 8 9 10 11 12 13-14

The completely re-designed Murray boot offers mid range support for the rider looking for a little extra flex, but with no loss of hold. Features like the Option 2 strap lock the rider in the heel pocket and reduce unwanted lift. Dual quick cinch lace zones and seamless liner construction allow for maximum adjustability and a fit that eliminates any pressure points. Finally, the Murray utilizes the new Low Pro plate system for the closest foot to board connection in Hyperlite boot history.

- + Low Pro plate system
- + Dual Quick Cinch lace zones
- + Option 2 strap
- + Internal seamless construction
- + Dual density pro footbed
- + Flow through drain panels
- + Removable claw ring



NEW
09

MAREK BOOT

SIZES: 6-7 8 9 10 11 12 13-14

The Marek boot was designed to the exact standards set forth by Rusty Malinoski. This is the most supportive boot in the Hyperlite line, yet due to the Asymmetrical lacing system one of the easiest to get in and out of. The 1 Pull lacing system makes for a fast lock down once you're in and an even faster release once your set is over. Combined with the new Low Pro plate system, which puts the rider closer to the deck of the board than ever before, the Marek is truly designed for performance.

- + Low Pro plate system
- + Asymmetrical design
- + 1 Pull lacing system
- + Internal wrap construction
- + Dual density pro footbed
- + Flow through drain panels
- + Removable claw ring





NEW
09

AUDIO BOOT

SIZES: 6-7 8 9 10 11 12 13-14

The Audio boot was inspired by Erik Ruck and designed for freeride flex and feel. Utilizing the new Low Pro plate system, the Audio is closer to the deck of the board than any other Hyperlite boot ever produced. The integration of a BOA closure system allows for a custom fit over the top foot where a rider needs it most. A lower overall cuff height allows this boot to flex easily and give a softer feel without sacrificing any support. All in all the Audio boot is on the cutting edge of innovation and truly the next generation of Hyperlite boots.

- + Low Pro plate system
- + Quick Cinch upper lace zone
- + BOA™ Lower closure zone
- + Classic sneaker fit construction
- + Lower cuff
- + Dual density pro footbed
- + Flow through drain panels



FOCUS BOOT

SIZES: Mini, STD, XL

The Focus boot is our best fitting and easiest entry adjustable boot. It opens wide and has a true floating tongue for supreme adjustability. The Toe Tension System eliminates heel lift by pulling your heel back into the pocket for a locked-down fit. The thickly-padded fully articulating cuff allows the upper part of the boot to flex with your leg. The new J-bar pads wrap around the ankle bones for a snug fit and eliminate heel lift.

- + Hyperplush Rear Flex Zone
- + New Two Piece Construction
- + Fully Floating Adjustable Toe
- + Toe Tension System
- + True Fit Top Closure System
- + Quick Cinch Lower Lace Zone
- + Articulating Cuff
- + Dual Density Foam



REMIX BOOT

SIZES: Mini, STD, XL

The Remix boot is an all-new design creating a very supportive but easy-to-get-into adjustable boot. It has dual lace zones like much more expensive boots, but the plushness you come to expect from an open-toe. The tongue has a neoprene stretch panel on the medial side where feet are thicker and need the adjustability, but the tongue is fixed on the lateral side where you need the support to land big airs. The new J-bar pads wrap around the ankle bones for a snug fit and eliminate heel lift.

- + Hyperplush Rear Flex Zone
- + New Two Piece Construction
- + Adjustable/Fixed Floating Toe
- + Dual Quick Cinch Front Lace Zones
- + Single Density Footbed



SPRINT BOOT

SIZES: kids, Mini, STD, XL

The Sprint is one-cinch adjustable boot designed for entry-level riders encountering the waters terrain for the first time. It has been updated this year with new softer EVA foam for plush comfort and easy flex. It's very easy to get into and the edges of the toe have been wrapped in soft textile for a nice feel against the foot. The new rear flex zone eliminates hard edges or pinch points against the back of the leg. New riders will appreciate the simple role of the Sprint - the building block of progressive riding.

- + New Rear Flex Zone
- + New Softer Molded EVA Heel
- + Adjustable Floating Molded EVA Toe
- + Quick Cinch Lace Zone
- + Single Density Footbed



VARIO BOOT

SIZES: Mini, STD, XL

The Vario is an entry level boot with high end features. Utilizing a three piece construction with a pre-formed EVA heel, the Vario boot gives support and comfort without the big price tag. The floating tongue allows for a wide array of foot sizes making it the one boot for the entire boat. The Vario also features softer EVA foam in the heel and tongue, and a rear flex zone to eliminate pinch points against the back of the leg.

- + New Rear Flex Zone
- + New Softer EVA Molded Heel
- + Quick Adjust Elastic Laces
- + Single Density Footbed






NEW 09

SYN BOOT

WOMENS SIZING: 6-7 8 9 10

Until now there has never been a boot in the Hyperlite line designed specifically for a female rider. The completely new Syn boot is built from the ground up to fit and function for ladies looking to take their riding to the next level. Starting with a ladies specific last, the new Syn has reduced internal volume and a lower cuff to accurately fit a women's foot and calf. The Dual Quick Cinch lace system also allows for fine tuning of boot tension between the upper and lower zones. All of these features are wrapped up on our new Low Pro plate system which puts the rider closer to the deck of the board for maximum feel and control.

- + Low Pro plate system
- + Women's specific fit
- + Dual Quick Cinch lace zones
- + Option 2 strap
- + Classic sneaker fit construction
- + Articulating cuff
- + Dual density pro footbed
- + Flow through drain panels
- + Removable claw ring



BLUR BOOT

SIZES: Mini, STD

The Blur boot is our best fitting and easiest entry adjustable boot. It opens wide and has a true floating tongue for supreme adjustability. The Toe Tension System eliminates heel lift by pulling your heel back into the pocket for a locked-down fit. The thickly-padded fully articulating cuff allows the upper part of the boot to flex with your leg. The new J-bar pads wrap around the ankle bones for a snug fit and eliminate heel lift.

- + Hyperplush Rear Flex Zone
- + New Two Piece Construction
- + Fully Floating Adjustable Toe
- + Toe Tension System
- + True Fit Top Closure System
- + Quick Cinch Lower Lace Zone
- + Articulating Cuff
- + Dual Density Foam



EDEN BOOT

SIZES: Mini, STD

The Eden boot is an all-new design creating a very supportive but easy-to-get-into adjustable boot. It has dual lace zones like much more expensive boots, but the plushness you come to expect from an open-toe. The tongue has a neoprene stretch panel on the medial side where your feet are thicker and need the adjustability, but the tongue is fixed on the lateral side where you need the support to land big airs. The new J-bar pads wrap around the ankle bones for a snug fit and eliminate heel lift.

- + Hyperplush Rear Flex Zone
- + New Two Piece Construction
- + Adjustable/Fixed Floating Toe
- + Dual Quick Cinch Front Lace Zones
- + Single Density Footbed



IVY BOOT

SIZES: Kids, Mini, STD

The Ivy is one-cinch adjustability designed for entry-level riders encountering the water's terrain for the first time. It has been updated this year with new softer EVA foam for plush comfort and easy flex. It's very easy to get into and the edges of the toe have been wrapped in soft textile for a nice feel against the foot. The new rear flex zone eliminates hard edges or pinch points against the back of the leg. New riders will appreciate the simple role of the Ivy - the building block of progressive riding.

- + New Rear Flex Zone
- + New Softer Molded EVA Heel
- + Adjustable Floating Molded EVA Toe
- + Quick Cinch Lace Zone
- + Single Density Footbed



MENS MURRAY • MAREK • AUDIO							
U.S.	6 - 7	8	9	10	11	12	13 - 14
U.K.	5 - 6	7	8	9	10	11	12 - 13
Europe	38 - 40	41	42	43.5	44.5	46	47 - 49
cm	24.8 - 25.1	25.7	26.7	27.1	27.4	28.4	28.6 - 29.2

MENS FOCUS • REMIX • FOUNDATION • VARIO				
	KIDS	MINI	STD	XL
U.S.	3 - 7	6 - 11.5	10 - 15.5	
U.K.	5.5 - 6	5.5 - 10.5	9 - 14.5	
Europe	34 - 40	39 - 45.5	42.5 - 50	
cm	21.5 - 25	25.5 - 29.5	27 - 33.5	

WOMENS SYN				
U.S.	6 - 7	8	9	10
U.K.	3.5 - 37.5	5.5	6.5	7.5
Europe	36 - 37.5	38.5	40	42
cm	23.5 - 24.1	24.8	25.4	26

WOMENS BLUR • EDEN • IVY			
	KIDS	MINI	STD
U.S.		5-9	8.5-16
U.K.		2.5-6.5	6-11
Europe		35.5-40.5	38.5-68.5
cm		22-26	24.5-43.5

BOOT SIZING CHART

MENS & WOMENS BOOTS SIZING CHART

We advise riders to try on your boot at a local authorized Hyperlite retailer before making a purchase. Our footwear continues to become more customized to a specific arch, stiffness, length, width, and ability. This chart is only a guideline.



CATALYST SERIES

114CM 110CM

How do you improve the winningest shape in wakeskate history? Easy, enlist the help Scott Bouchard. That's right, Butch and Grubb teamed up to shape everything Grubb was looking for. The new and improved Catalyst series starts with a blended 3-stage rocker line to generate more speed into the wake. Butch built a wider overall profile for increased surface area to give Grubby the extra wake-to-wake pop he wanted. To ensure the ride was not too loose, however, the pair designed dual base channels for tighter edge hold into the wake. Finished off with more pronounced concaves and a hybrid EVA / grip tape top, the Catalyst is built to win another generation of titles.

- + Shaped by Butch
- + EVA / Griptape Blended Top
- + Wide Profile
- + Deeper Top Concaves and Kicktail
- + Blended 3-Stage Rocker
- + Dual Tip/Tail Channels
- + Layered Glass
- + Limited Lifetime Warranty

VINYL

108CM

Coming off the best season of his young career, it was only fitting that Brandon Thomas have a board to call his own. The 108 Vinyl is just that, everything BT has wanted and then some. Almost two years in the works, the Vinyl takes design elements from all of BT's favorite skates and combines them into one. Overall, the Vinyl has a wider profile to create pop and accommodate for a bigger foot. A subtle concave and die-cut grip tape top complement the board's over all shape. Throw in a new blended 3 Stage rocker line and dual tip/tail channels and you have a skate built for performance.

- + Die Cut Griptape Top
- + Mellow Top Concaves
- + Wide Overall Profile
- + Blended 3-Stage Rocker
- + Dual Tip/Tail Channels
- + 4 Internal Core Weights
- + Layered Glass
- + Limited Lifetime Warranty



PHRICTION SERIES

117CM 113CM 108CM

The Phriction series has been completely re-designed for 2009. This skate features an all-new dual density EVA top with true skate concaves. This means the look and function of our signature skates at half the price! The Phriction series is finished off with a fully sealed 9-ply bottom deck for all the feel and pop of wood.

- + 9 Ply Construction
- + Dual Density EVA Top
- + Tru Skate Top Contours
- + Die Cut Logo
- + New Sealing Process
- + Heat Transferred Base Graphics

SCAPE SERIES

116CM 112CM 107CM

The Scape series has the traditional 9 ply wood construction for that classic snap and feel on the water. The Scape is an inexpensive, wood core deck for skaters looking to take the drop for the first time. Designed with a similar rocker line and traction pad as some of our high-end decks for the most pop and control off the water. Bootless freedom of expression at our most affordable value.

- + New Die Cut EVA Top
- + 9 Ply Wood Construction
- + New Sealing Process
- + Heat Transferred Base Graphic



NEW 09
4'3" TOP

SWELL

4'3"

Chasing the endless wave has never been more fun! Introducing the 4'3" Swell from Hyperlite. Built with our new Sonic core and seamless epoxy construction, the Swell is as close to a real surfboard as possible. The new nearly symmetrical profile and reduced tail rocker make this board ride equally as good switch and super fast out of the curl. The Swell was shaped with the advanced rider in mind, but remains user friendly enough for any size or ability level.

- + Sonic Core
- + Seamless Edge Epoxy Construction
- + Dura Clear Base
- + Shorter, Wider Profile
- + Flat Tail Rocker Line
- + Fully Machined Traction



4'4" TOP

COEX

4'4"

Our smallest performer has a stomp pad and a concave top deck for more board control. Whether a rider is coming out of a bottom turn or snapping off the wake for a front side air, the Coex is built for performance. The Coex features a rolled edge that starts softer and thicker at the tip. This gives the rider more of a surfy feel. Toward the tail, the edge rolls to a sharper traditional wake rail for added response. Even with its small stature the Coex can still be surfed by bigger riders because it sits higher in the water than most other decks. Brian Grubb, Erik Ruck, and Scott Byerly designed a short board with wakeskate maneuverability.

- + Rolled Edge
- + New EVA Pad
- + Monocoque Construction
- + Layered Glass
- + Limited Lifetime Warranty



5'6" TOP 4'9" TOP 5'11" TOP

BROADCAST SERIES

5'6" 4'9"

The Broadcast boards are crafted with more of a traditional wakeboard rail for a deeper ride in the water. Preferred by riders that want to surf the way they wakeboard. Quicker reacting, harder edging with more of a centered weight distribution for a knifing style of bottom turn. Available in 2 sizes with a fast rocker prepared for the endless summer.

- EVA Pad
- New Die Cut Logo
- Monocoque Construction
- Layered Glass
- Limited Lifetime Warranty

LANDLOCK

5'11"

The Landlock is geared for riders taking a slash for the first time, bigger riders, or just the toes on the nose mellow transitioned, tail heavy session. This fresh water creation features our softest/thickest rail with a concave top deck for that forgiving, laid-back soul turn.

- Rolled Edge
- New EVA Pad
- Die Cut Logo
- Monocoque Construction
- Layered Glass
- Limited Lifetime Warranty



JD WEBB

SIZES: S-XXL

This competition pullover is made of 100% 4-way stretch material. Strategically placed foam panels allow for maximum range of motion. Made to the standards of JD Webb and the Hyperlite Pro Team this vest is so comfortable, you won't even know you've got it on.

- + Non Coast Guard Approved – This is not a Life Jacket
- + Made of 100% 4 Way Stretch Material
- + Light Weight Pullover Allows Maximum Mobility
- + Elastic Drawstring at Bottom With Loop For Boardshort Attachment



CATALYST

SIZES: S-XXL

A non-restrictive design allows this lightweight, impact-resistant vest full mobility and ultimate comfort. Segmented front panels and thinner foam combine to make this one of the most comfortable vests on the market. A little longer than our standard vest with lower straps to ensure this one won't ride up on you.

- + Non Coast Guard Approved – This is not a Life Jacket
- + Segmented Foam Panels
- + Mesh bottom drains
- + 2 Concealed 1.5" Straps



THE FIVE

SIZES: S-XXL

A shorter cut version of the Catalyst series; this vest is built for the rider looking for maximum range of motion at the waist level. Key features include Glideskin throughout, segmented foam panels, a hidden belt, and mesh drain panels.

- + Non Coast Guard Approved – This is not a Life Jacket
- + Segmented Foam Panels
- + Mesh Bottom Drains
- + 1 Concealed 1.5" Strap



SIDE ENTRY

SIZES: S-XXL

Back by popular demand is the Hyperlite Side Entry USCGA Vest. This vest is as tech as they come. Features include Glideskin, hidden buckles, segmented foam panels, 4-way stretch material in all the right spots, an angled zipper, and cutting edge artwork. You won't be lacking any style with this PFD.

- + USCG Approved Type III Personal Flotation Device
- + 2 Concealed 1.5" Straps
- + Segmented Front Foam Panels For Maximum Mobility
- + Mesh Bottom Drains



AGENT SERIES

SPECIAL AGENT SIZES: S-XXL

PHOENIX AGENT SIZES: S-XXL

Our best selling Agent Series is a USCGA vest collection with the stamp of approval from the Hyperlite Pro Team. These vests are constructed with a unique 4-panel design. They allow freedom of motion in all directions while the dispersion of foam among the four panels allows for a thinner fitting vest. The side panels conform to a rider's ribs and with the segmented foam you can move like you weren't wearing a vest at all. What more could you ask for?

- + USCG Approved Type III Personal Flotation Device
- + 4 Panel Construction
- + Segmented Foam Panels
- + Independent Segmented Rib Panel
- + 2 Concealed 1.5" Straps
- + Mesh Bottom Drains



MEN'S INDY SERIES

BLACK/BLUE SIZES: S-XXXL

BLACK/RED SIZES: S-XXL

The mens Indy Series is the vest of choice for the recreational rider to the seasoned professional. Great all around neoprene vest at an affordable price. Stylish and comfortable, this vest will leave you with gas money for the weekend.

- + USCG Approved Type III Personal Flotation Device
- + 2 Concealed 1.5" Straps
- + Segmented Foam Panels
- + Mesh Bottom Drains





4PLAY

SIZES: XS-XL

Designed from the ground up for 2009, the 4Play is the ultimate ladies NCGA vest. Key features include Glideskin throughout, segmented foam panels, a hidden belt and mesh drain panels.

- + Non Coast Guard Approved – This is not a Life Jacket
- + Segmented Foam Panels
- + Mesh Bottom Drains
- + 1 Concealed 1.5" Strap



PROFILE SERIES

BLACK/PINK SIZES: XS-XL

BLACK/BLUE SIZES: XS-XL

The Profile Series offers women a custom fit without sacrificing mobility or performance. The only vest with built in cups, the Profile utilizes a wrap around torso-foam design maximizing comfort while having segmented foam panels for superior flexibility.

- + USCG Approved Type III Personal Floatation Device
- + Molded Chest Cups
- + One-Piece wrap around torso foam
- + Mesh Bottom Drains
- + 2 Concealed 1.5" Straps



WOMEN'S INDY SERIES

PINK SIZES: XS-L

BLUE SIZES: XS-L

Full bodied traditional neoprene vest. Two panel design with an athletic cut.

- + USCG Approved Type III Personal Floatation Device
- + 2 Concealed 1.5" Straps
- + Mesh Bottom Drains



VEST SIZING CHART

CHEST SIZE IN INCHES

MENS:	MENS:	WOMENS:
XS 28-32	XXL 48-52	XS 28-32
SM 32-36	3XL 52-56	SM 32-36
MD 36-40		MD 36-40
LG 40-44		LG 40-44
XL 44-48		XL 44-48

BOYS / GIRLS SIZING:

TEEN 28-32 CHEST SIZE IN INCHES
YOUTH 50 TO 90LBS.
CHILD 30 TO 50LBS.
TODDLER . UP TO 30LBS.

BOY'S INDY

Scaled down version of the popular Men's Indy vest. Full bodied neoprene construction in our traditional 2 panel design.

- A.** Teen Indy – Chest 28-32 – USCG Approved Type III Personal Floatation Device
- B.** State Teen Indy – Chest 28-32 – USCG Approved Type III Personal Floatation Device
- C.** Youth (50-90 lbs) – USCG Approved Type III Personal Floatation Device
- D.** Child (30-50 lbs) - USCG Approved Type III Personal Floatation Device
- E.** Toddler (up to 30 lbs) – USCG Approved Type II Personal Floatation Device



GIRL'S INDY

Scaled down versions of the popular Women's vests of the same name.

- F.** Youth (50-90 lbs) - USCG Approved Type III
- G.** Child (30-50 lbs) – USCG Approved Type III
- H.** Toddler (up to 30 lbs) – USCG Approved Type II



KIDS UNITE

Approval from the powers of the Guard at the most affordable value. A good nylon vest styled just right for the younger water sports enthusiast in your life.

- I.** Youth (50 to 90 lbs):
 - + USCG approved type III
 - + Lightweight nylon shell
 - + 2 – 1.5" wide straps
- J.** Child (30 to 50 lbs):
 - + USCG approved type III
 - + 2 – 1" wide straps
 - + Adjustable crotch strap
- K.** Toddler (Up to 30 lbs):
 - + USCG approved type II
 - + 2 – 1" wide straps
 - + Flotation head rest
 - + Heavy duty zipper
 - + Adjustable crotch strap





BAGS

01. BENDER BAG

Many of the same features as the Management Travel Bag, but in a weekender size. Fits most airplane overhead compartments.

02. WHEELIE BOARD BAG

Luggage wheels make dragging this monster a breeze and interior wet and dry pockets make for easy storage.

03. MANAGEMENT WHEELIE TRAVEL BAG

Wheels, extending pull arm, separate interior compartments and outside pockets for quick access make this the only bag needed for travel.

04. CAPITAL BACKPACK

Padded computer storage, CD/MP3 pocket, cell phone storage and the most volume of any Hyperlite backpack.

05. 06. ESSENTIAL BOARD BAG

Blue & Red: Unpadded option for travel or a great gear bag for all your equipment.

07. GEN M BACKPACK

Kids will love this backpack's multiple pockets; sized just for them.

08. DIVINE BACKPACK

Convenient smaller volume pack for gear or everyday use.

09. WOMEN'S ESSENTIAL BOARD BAG

Unpadded option for travel or a great gear bag for all your equipment.

10. WOMEN'S PRODUCER BOARD BAG

Offers everyday portection plus plenty of pockets and room for storage. Padded Shoulder strap for carrying comfort. Not pictured in black and gray.

11. WAKEBOARD RUBBER WRAP

Basic protection for your board, because no board should be unprotected.

12. TEAM BOARD BAG


This bag comes equipped with backpack straps and a perfect slider to dream about. Buy it and find out what we are talking about.

13. CATALYST WAKESKATE BAG

Interior mesh pocket for your stuff and a deluxe padded shoulder strap to make carrying a breeze.

14. WAKESKATE RUBBER WRAP

Protect your investment with this innovative neoprene wrap.



HELMETS

BY bern

MENS SIZE CHART

01. 02. STEP UP:	SIZE:	CM:
	SM	53.5 55.5
	MD	55.5 57.0
	LG	57.0 59.0
	XL	59.0 60.5

WOMENS SIZE CHART

03. KINK'D:	SIZE:	CM:
	SM	52.0 53.5
	MD	53.5 55.5
	LG	55.5 57.0

BOYS SIZE CHART

04. MOTIVE:	SIZE:	CM:
	SM/MD	50.5 52.0
	LG/XL	52.0 53.5

GIRLS SIZE CHART

05. DIVINE:	SIZE:	CM:
	SM/MD	50.5 52.0
	LG/XL	52.0 53.5

It was only logical that the two most innovative names in water sports and head protection team up to create an unmatched line of water lids. With our input and Bern's engineering we have created three helmets built for comfort and performance.

+ Brock Foam™ is exclusive to Hyperlite by Bern Helmets. Brock is a light weight foam that allows moisture and air to circulate through it in any direction without the risk of absorption. Brock Foam is also very resilient and returns to its original shape after impact, thus offering protection for multiple impact applications.

+ Sink Fit is a unique fit and feel featured in all Hyperlite by Bern Helmets. This construction allows the helmet to ride at a low profile for a better fit and feel.

+ Ear Protection is an additional feature to all Hyperlite by Bern Helmets. With a removable snap system, these soft conforming ear flaps offer maximum protection for high speed falls.

+ Adjustable Chin Strap allows for a wide array of head shapes and sizes.

+ Ladies Specific Sizing is offered in the Kink'd line of helmets. With sizing different than any of the male helmets and softer lines around vents and drain holes, this is a helmet truly built for a woman.

MENS TEES



CRAMMIT TEE S, M, L, XL
REPEAT TEE S, M, L, XL, XXL
LOGO TEE S, M, L, XL, XXL
STATEMENT TEE S, M, L, XL, XXL
STACKED TEE S, M, L, XL, XXL



CIRCLE TEE S, M, L, XL, XXL
EMPIRE TEE S, M, L, XL, XXL
FLIGHT TEE S, M, L, XL, XXL
SCOOP TEE S, M, L, XL, XXL
BKWRDS TEE S, M, L, XL, XXL

WOMENS TEES/TANKS



EDEN TEE XS, S, M, L, XL
VINE TEE XS, S, M, L, XL
DOT TEE XS, S, M, L, XL
FLORA TEE XS, S, M, L, XL
JADE TUNIC S, M, L, XL
JADE TEE S, M, L, XL
HY TANK S, M, L, XL

HATS



NEW ERA BALLER SIZES: 7 1/4 7 7/8 7 1/2 7 3/4
NEW ERA IMPERIAL SIZES: 7 1/4 7 7/8 7 1/2 7 3/4
NEW ERA STITCH SIZES: 7 1/4 7 7/8 7 1/2 7 3/4
NEW ERA CRAMMIT SIZES: 7 1/4 7 7/8 7 1/2 7 3/4
KIDS ONE SIZE FITS ALL
ICON SIZES: S/M, L/XL
CATALYST SIZES: S/M, L/XL

MENS & WOMENS HOODIES & JACKETS



DIGGER
MENS BOAT JACKET XS, S, M, L, XL, XXL
HYPERLITE LOGO PULLOVER HOODIE S, M, L, XL, XXL
HYPERLITE FULL ZIP HOODIE S, M, L, XL, XXL
GLASS
GRAFFITI HOODIE S, M, L, XL, XXL

TOWELS



WOMENS SYN HOODIE S, M, L, XL
WOMENS BUTTERFLY FULL ZIP HOODIE S, M, L, XL
HYPERLITE TOWELS COLORS: TANTRUM AND DIGGER

WOMENS SHORTS



EYES SHORT 3,5,7,9
SYMBOL SHORT 1,3,5,7,9,11
IVY SHORT WHITE WASH: 1,3,5,7,9
 SPRITE: 3,5,7,9
FLY SHORT SAND STONE: 3,5,7,9,11
 HARD BLACK: 1,3,5,7,9

MENS SHORTS



CHOCOLATE
IMPERIAL SHORT 28,30,32,33,34,36
SANDSTONE
ASYM SHORT 28,30,32,33,34,36
LEMON LIME
MURRAY SHORT 28,30,32,33,34,36
HARD BLACK
COLLAGE SHORT 28,30,32,33,34,36
GRAFFITI SHORT SAND STONE: 30,32,33,34,36,38
 HARD BLACK: 30,32,33,34,36

BOARDS SIZING CHART

LENGTH / SERIES	TOTAL SURFACE AREA INCHES	TIP / TAIL WIDTH	CENTER WIDTH	ROCKER STYLE / HEIGHT	STANCE OPTIONS	WEIGHT RANGE
WAKEBOARDS:						
138 Sub VI	784"	11"	16.5"	Abrupt Continuous - 2.6"	18" - 24"	145 lbs. and up
142 Sub VI	807"	11.1"	16.6"	Abrupt Continuous - 2.7"	18" - 24"	155 lbs. and up
136 Marek	794"	11.3"	17"	Abrupt Continuous - 2.64"	18" - 24"	140 lbs. and up
141 Marek	830"	11.4"	17.125"	Abrupt Continuous - 2.74"	18" - 24"	160 lbs. and up
146 Marek	866"	11.5"	17.25"	Abrupt Continuous - 2.83"	19" - 25"	170 lbs. and up
135 Murray	797"	11.1"	17"	Dual - 2.8"	18" - 24"	Up to 175 lbs.
140 Murray	835"	11.2"	17.2"	Dual - 2.8"	18.5" - 24.5"	160 lbs. and up
145 Murray	876"	11.4"	17.4"	Dual - 2.8"	19" - 25"	165 lbs. and up
131 B-Side	764"	11"	16.75"	Blended 3-Stage - 2.55"	17" - 23"	Up to 155 lbs.
136 B-Side	805"	11.2"	17"	Blended 3-Stage - 2.65"	18" - 24"	140 lbs. and up
141 B-Side	846"	11.3"	17.25"	Blended 3-Stage - 2.75"	19" - 25"	160 lbs. and up
137 Era	788"	9.55"	17"	3-Stage - 2.9"	18" - 24"	Up to 175 lbs.
142 Era	828"	9.6"	17.2"	3-Stage - 3.0"	18" - 24"	165 lbs. and up
132 Tribute	750"	11.5"	16.5"	Continuous - 2.46"	17" - 23"	Up to 160 lbs.
137 Tribute	790"	11.7"	16.75"	Continuous - 2.55"	18" - 24"	Up to 175 lbs.
143 Tribute	831"	11.8"	17"	Continuous - 2.64"	19" - 25"	165 lbs. and up
131 Premier	741"	10.5"	16.5"	Subtle 3 - Stage - 2.5"	17" - 23"	Up to 155 lbs.
136 Premier	784"	10.7"	16.7"	Subtle 3 - Stage - 2.6"	18" - 24"	140 lbs. and up
141 Premier	818"	10.8"	16.8"	Subtle 3 - Stage - 2.7"	19" - 25"	160 lbs. and up
129 Forefront	737"	10.6"	16.5"	Subtle 3 - Stage - 2.49"	17" - 23"	Up to 155 lbs.
134 Forefront	775"	10.7"	16.7"	Subtle 3 - Stage - 2.59"	18" - 24"	145 lbs. and up
139 Forefront	813"	10.8"	16.9"	Subtle 3 - Stage - 2.68"	18" - 24"	160 lbs. and up
144 Forefront	852"	10.9"	17.1"	Subtle 3 - Stage - 2.78"	19" - 25"	165 lbs. and up
130 State	738"	10.1"	16.4"	Subtle 3 - Stage - 2.5"	17" - 23"	Up to 155 lbs.
135 State	780"	10.3"	16.8"	Subtle 3 - Stage - 2.6"	18" - 24"	145 lbs. and up
140 State	823"	10.5"	17"	Subtle 3 - Stage - 2.7"	18" - 24"	160 lbs. and up
145 State	852"	10.5"	17.1"	Subtle 3 - Stage - 2.8"	19" - 25"	165 lbs. and up
134 Motive	759"	9.3"	16.6"	Continuous - 2.6"	17" - 23"	Up to 175 lbs.
140 Motive	803"	9.4"	16.8"	Continuous - 2.7"	17" - 23"	155 lbs. and up
132 Syn	735"	9.6"	16.4"	Subtle 3 - Stage - 2.5"	17" - 23"	Up to 160 lbs.
137 Syn	764"	9.7"	16.6"	Subtle 3 - Stage - 2.5"	17" - 25"	Up to 175 lbs.
131 Blur	741"	10.5"	16.5"	Subtle 3 - Stage - 2.5"	17" - 23"	Up to 155 lbs.
136 Blur	784"	10.7"	16.7"	Subtle 3 - Stage - 2.6"	18" - 24"	140 lbs. and up
129 Jade	737"	10.6"	16.5"	Subtle 3 - Stage - 2.49"	17" - 23"	Up to 155 lbs.
134 Jade	775"	10.7"	16.7"	Subtle 3 - Stage - 2.59"	18" - 24"	145 lbs. and up
125 Eden	697"	9.9"	16.2"	Subtle 3 - Stage - 2.4"	16" - 22"	Up to 130 lbs.
130 Eden	738"	10.1"	16.4"	Subtle 3 - Stage - 2.5"	17" - 23"	Up to 155 lbs.
135 Eden	780"	10.3"	16.8"	Subtle 3 - Stage - 2.6"	18" - 24"	145 lbs. and up
128 Divine	717"	9.2"	16.3"	Continuous - 2.5"	16" - 22"	Up to 145 lbs.
134 Divine	759"	9.3"	16.6"	Continuous - 2.6"	17" - 23"	Up to 175 lbs.
125 State	697"	9.9"	16.2"	Subtle 3 - Stage - 2.4"	16" - 22"	Up to 130 lbs.
109 Motive	602"	8.8"	15.2"	Continuous - 2.1"	11" - 17"	Up to 95 lbs.
119 Motive	675"	9"	15.6"	Continuous - 2.3"	12" - 18"	Up to 105 lbs.
FLEXBOARDS:						
140 Roam	822"	Round Nose	16"	Abrupt Continuous - 2.7"	18" - 24"	145 lbs. and up
145 Roam	851"	Round Nose	16"	Abrupt Continuous - 2.8"	20" - 26"	160 lbs. and up
WAKESKATE:						
110 Catalyst	622"	11.1"	16.1"	3 - Stage - 2"		
114 Catalyst	651"	11.2"	16.3"	3 - Stage - 2.1"		
108 Vinyl	628"	11.2"	16.6"	3 - Stage - 1.9"		
108 Phricion	594"	11"	15.4"	3 - Stage - 2.1"		
113 Phricion	625"	11.1"	15.5"	3 - Stage - 2.1"		
117 Phricion	652"	11.2"	15.6"	3 - Stage - 2.2"		
107 Scape	589"	10.4"	15.3"	3 - Stage - 2.1"		
112 Scape	620"	10.5"	15.4"	3 - Stage - 2.1"		
116 Scape	647"	10.6"	15.5"	3 - Stage - 2.2"		
WAKE SURFERS:						
4.3 Swell	845"	Pin Tail	21.0"	2.0" Tip & 0.0" Tail		
4.4 Coex	839"	Pin Tail	20.8"	2.4" Tip & .5 Tail		
4.9 Broadcast	896"	Pin Tail	20.8"	2.9" Tip & .8 Tail		
5.6 Broadcast	1061"	Pin Tail	21.3"	3.3" Tip & .10 Tail		
5.11 Landlock	1168"	Fish	20.4"	3.3" Tip & 2.4 Tail		

Accurate

L I N E S

PROOF CARBON HANDLE

DESCRIPTION:

- 16.5" length handle grip with larger handle side radiuses at either end of the handle
- The sides of this shape are wrapped with 4mm thick EVA for added riding and handle pass comfort
- Less volume – less to rotate
- Die cut EVA handle grips
- High strength clear coat finish

FEATURES:

- Die cut graphics
- 4mm side EVA
- Metallic red with carbon fiber accents
- High strength clear coat finish

MAREK CARBON HANDLE

DESCRIPTION:

You've seen the board and you know the name: Marek. Rusty Malinoski gave this name to his son first, then his new Carbon Fiber Handle. This unique design utilizes a minimum amount of carbon. The Carbon Fiber runs only 3 inches past the end cap, eliminating any handle roll. The Marek is the lightest handle we've ever produced.

FEATURES:

- New Carbon Fiber Handle Shape
- Offered in Straight or "T" braid options
- Endorsed by Rusty Malinoski

CATALYST CARBON HANDLE

DESCRIPTION:

Our new Catalyst Handle reduces the total Carbon Fiber necessary for a solid tow and produces the lightest feel in your hands while riding. The Carbon actually ends 3 inches after each end cap eliminating any handle roll and making it the lightest handle we've ever produced.

FEATURES:

- New Carbon Fiber Handle Shape
- Offered in Straight or "T" braid options
- Endorsed by Brian Grubb

MURRAY ARS HANDLE

DESCRIPTION:

Leave it to Shaun Murray to create wakeboard handles while drying his boat, we're not surprised, but the Murray Chamois Handle provides a soft comfortable feel and actually becomes stickier as water is squeezed out by your hands. Shaun is already shooting the infomercial for his Chamois Handle, but you can get yours now.

FEATURES:

- New Embroidered Chamois style grip
- ARS (Anti-Roll System) Equipped
- 15" length offered in straight, "T" or "V" options

REVERB ARS HANDLE

DESCRIPTION:

When a guitar isn't in Erik Ruck's hands, his new Reverb Wakeboard Handle is and he's jamming with it. The slightly wider diameter EVA grip is soothing and a solid grip is easily attainable. The Reverb utilizes a new machined EVA pattern that provides a cushy ride. Grab one in Straight or "T" wrap options, but don't hold it too close to the mic.

FEATURES:

- 5mm thick machined EVA grip
- ARS (Anti-Roll System) Equipped
- 15" length offered in straight or "T" options

PRIME ARS HANDLE

DESCRIPTION:

Back again in 2009 is the Accurate Prime handle. The Prime consists of the same construction as the Premier handle we have grown to love.

FEATURES:

- 4mm thick die cut EVA grip
- Dual density EVA strips
- ARS (Anti-Roll System) equipped
- 15" length offered in straight or "T" options

EXODUS ARS HANDLE

DESCRIPTION:

A slightly thicker EVA grip for those who prefer a softer handle.

FEATURES:

- 5mm thick die cut EVA grip
- Two layered EVA dual density handle grip for a super soft, yet tacky feel
- ARS (Anti-Roll System) equipped
- 15" length offered in straight or "T" options





ROPE SHORTENER

DESCRIPTION:
What length do you ride at? 70'? 75'? Ever wish you could dial your rope in to a specific length to match your boat's wake? The Accurate Rope Shortener has got you covered. Shipped with an 80' line, you can adjust your rope to ANY length you want. It even works for wake surf lengths. From the brain of the mad scientist Shaun Murray, the Accurate Rope Shortener is sure to turn some heads.



ENDURE HANDLE

Accurate's version of the traditional rubber grip wakeboard handle

- FEATURES:**
- 15" length offered in straight or "T" options
 - Strung with ultra spectra like the rest of our signature handles



VIVID HANDLE WITH 65' MAINLINE

EVA handle and mainline designed specifically for women. Save your money for boat gas and buy the handle and mainline as a package

- HANDLE**
- 15" handles available in straight or "V" options
 - Color coordinated package so you can look your best on the water
- MAIN LINE**
- 100% pure spectra fiber
 - 65' total length with 3 – 5' sections
 - Available in pink or blue



80' TRACER CABLE

- GLOWS IN THE DARK (requires charging by a light source i.e. headlights, flashlight, interior light, etc.)
- Urethane cable coating over the core
- Snag free, smooth outer surface
- Urethane cable coating
- Snag free, smooth outer surface
- 80' total length with 3 – 5' sections



80' A-LINE SERIES

- Stiff 12 strand braided dyneema core
- Urethane cable coating over the core
- Snag free, smooth outer surface
- 80' total length with 3 – 5' sections
- Available in red, blue and white



TOUCHDOWN HANDLE

A tacky leather football handle with laces to boot, provides a surprisingly strong grip. Don't spike this handle after an impressive maneuver unless you are done for the day. Grab a hold of the Touchdown handle and put some points on the board.

- Available in Black/Silver, Green/Yellow, 1.25" Diameter.
- ARS (Anti-Roll) System equipped



3-POINT HANDLE

A tacky leather Basketball handle in your favorite team colors provides a strong and comfortable grip. This is a slam dunk for all riders who enjoy shooting hoops when not slashing the wake.

- Available in Purple/Gold, Green/White, 1.15" Diameter.
- ARS (Anti-Roll) System equipped



MOTO HANDLE

Based on a popular after market grip our Moto handle incorporates a waffle grip pattern under the fingers for maximum comfort. A textured pattern underlies the palm for added comfort and grip. Once you're in control with the Moto handle hold on for dear life and get on the gas.

- Available in Factory Red or Blue, 1.2" Diameter.
- ARS (Anti-Roll) System equipped



70' X-LINE SERIES

Same characteristics as the A-Line at a 70' length

- Stiff 12 strand braided dyneema core
- Urethane cable coating over the core
- Snag free, smooth outer surface
- 80' total length with 3 – 5' sections
- Available in red, blue and white



70' JACKET SERIES

The original, often imitated, tangle free spectra fusion jacket.

- Closed cell neoprene inner core – floats like a cork
- 100% linear spectra outer core
- 70' total length mainline with 3 – 5' sections
- Available in yellow and red



70' FUSE SERIES

Performance that won't break the bank

- 100% dyneema core
- polyethylene outer braided jacket
- 70' total length mainline with 3 – 5' sections
- Available in aqua blue, cherry red and sterling silver



65' ULTRA SPECTRA SERIES

Stiff, strong and lightweight – what more could you want?

- 100% pure spectra fiber, super stiff – low stretch
- 65' total length mainline with 3 – 5' sections
- Available in black, yellow and blue



CHAMOIS HANDLE W/80' A-LINE MAINLINE

All Chamois' are available in a package of some sort and so is ours. Shaun thought this one up while cleaning his boat, which doesn't surprise us, but the Chamois Handle provides a soft comfortable feel and actually becomes stickier as water is squeezed out by your hands. Our package is available with an 80' A-Line, 70' X-Line or a 70' Fuse line- the choice is yours.

- HANDLE**
- New Embroidered Chamois style grip
 - ARS (Anti-Roll System) Equipped
 - 15" Length

- MAINLINE**
- Stiff 12 strand braided dyneema core
 - Urethane cable coating over the core
 - Snag free, smooth outer surface
 - 80' total length with 3 – 5' sections
 - Available in white, red and blue



CHAMOIS HANDLE W/70' X-LINE MAINLINE

- HANDLE**
- New Embroidered Chamois style grip
 - ARS (Anti-Roll System) Equipped
 - 15" Length

- MAINLINE**
- 100% pure spectra fiber, low stretch
 - 70' total length mainline with 3 – 5' sections
 - Available in white, red and blue




CHAMOIS HANDLE W/70' FUSE MAINLINE

- HANDLE**
- New Embroidered Chamois style grip
 - ARS (Anti-Roll System) Equipped
 - 15" Length

- MAINLINE**
- 100% dyneema core
 - polyethylene outer braided jacket
 - 70' total length mainline with 3 – 5' sections
 - Available in blue, red and black

ACCESSORIES



20' SURF ROPE

This is the perfect rope for wake surfing. A small handle for easy deep water starts along with foam floats strategically placed so you can find that sweet spot with ease. No more rope burn.

- 10" molded EVA handle
- 4 foam floats in 2ft increments
- 20' total length with 1 – removable 5' section



BOAT BUMPERS

These inflatable bumpers are going to revolutionize boat bumpers as we know them. Simply pull the plug on the bottom to release the air and they flatten to the size of a pancake.

- AVAILABLE IN BLACK**
- Small 6" x 18"
 - Medium 7.5" x 22.5"
 - Large 9" x 27"



APEX MOLDED EVA HANDLE W/70' FUSE MAINLINE

- HANDLE**
- 15" handle in T, V or straight options
 - Soft molded 5mm EVA grip
 - Handle strung with Dyneema rope
 - 6" finger protector end caps
 - Available in yellow, silver, red and blue

- MAINLINE**
- 100% dyneema core
 - Polyethylene outer braided jacket
 - 70' total length mainline with 3 – 5' sections
 - Available in aqua blue, cherry red and sterling silver



APEX MOLDED EVA HANDLE W/65' MAXIM MAINLINE

- HANDLE**
- 15" handle in T, V or straight options
 - Soft molded 5mm EVA grip
 - Handle strung with Dyneema rope
 - 6" finger protector end caps
 - Available in yellow, silver, red and blue

- MAINLINE**
- 100% pure spectra fiber, low stretch
 - 65' total length mainline with 3 – 5' sections
 - Available in white, red and blue



APEX MOLDED EVA HANDLE W/60' 4-SECTION MAINLINE

- HANDLE**
- 15" handle in T, V or straight options
 - Soft molded 5mm EVA grip
 - Handle strung with Dyneema rope
 - 6" finger protector end caps
 - Available in yellow, silver, red and blue

- MAINLINE**
- Poly Ethylene 4 section mainline
 - 60' total length mainline with 3 – 5' sections
 - Available in red, white and blue

- A: Rider down flag
- B: 4', 5' & 6' rope bungee dock ties
- C: 5' dog leash
- D: 4', 5' & 6' webbing bungee dock ties
- E: Trialer boat guides
- F: Line winder
- G: Carbon handle travel case with mainline caddy

